

1. Where's the women's restroom?

- A. straight
- B. just past the front desk on the right
- C. at the end of the hall
- D. across from the front desk

2. Where is the computer lab?

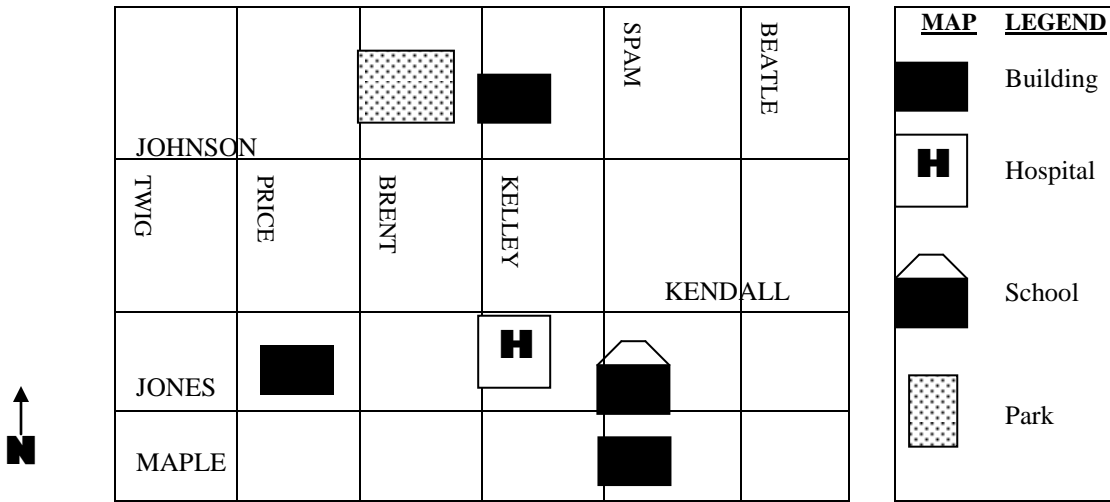
- A. the 2<sup>nd</sup> room on the left
- B. the 2<sup>nd</sup> room on the right
- C. the first room on the left
- D. the first room on the right

3. Where's the phone?

- A. across from the cafeteria
- B. just inside to the left
- C. to the right
- D. next to the classroom

4. Where's the front desk?

- D. just inside to the left
- E. to the left
- F. at the end of the hall
- D. just inside to the right



5. You are at the hospital. You are going to the park. Which direction should you go?

- A. north on Kelley, east on Johnson
- B. north on Kelley, east on Maple
- C. south on Kelley, west on Johnson
- D. north on Kelley, west on Johnson

7. The school is on the corner of Jones and \_\_\_\_\_?

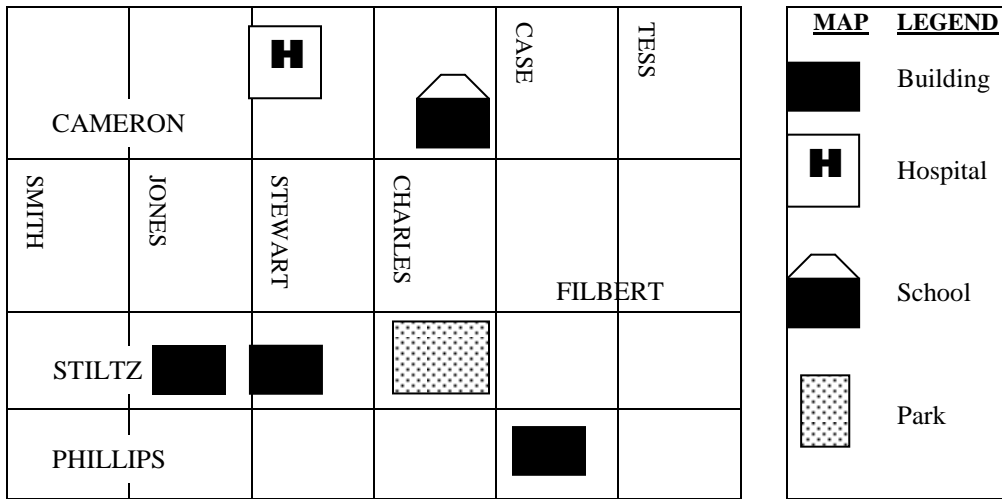
- A. Beatle
- B. Spam
- C. Kendall
- D. Maple

6. Diego is on the corner of Johnson and Price. He is going to the school. Which direction should he go?

- A. west on Johnson, north on Spam
- B. east on Johnson, north on Spam
- C. east on Maple, south on Spam
- D. east on Johnson, south on Spam

8. What part of the map explains the symbols used on a map?

- E. the map legend
- F. the arrows
- G. the lines
- H. the street names



9. You are at the hospital. You are going to the park. Which direction should you go?

- I. north on Stewart, east on Cameron
- J. south on Stewart, east on Filbert
- K. south on Stewart, west on Filbert
- L. south on Charles, east on Filbert

11. The school is on the corner of Cameron and \_\_\_\_\_?

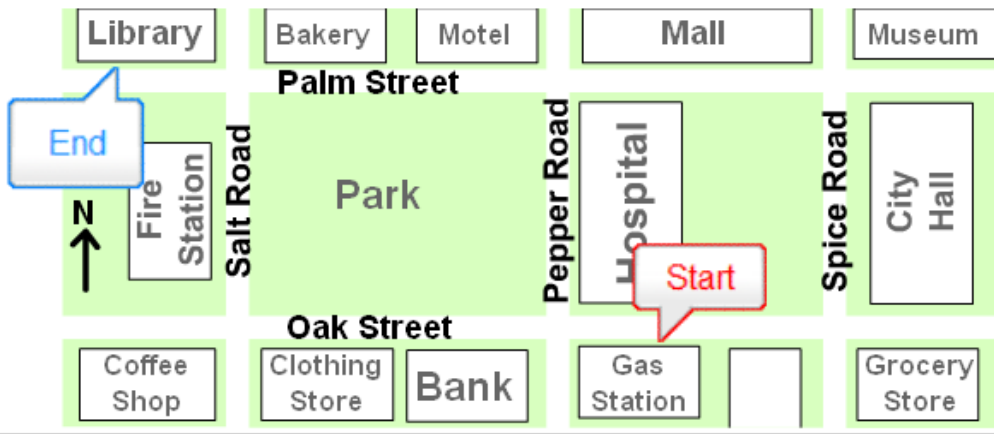
- M. Charles
- N. Case
- O. Filbert
- P. Tess

10. Tomas is on the corner of Jones and Filbert. He is going to the school. Which direction should he go?

- A. east on Filbert, north on Stewart
- B. west on Filbert, north on Case
- C. east on Filbert, north on Case
- D. south on Jones, east on Stiltz

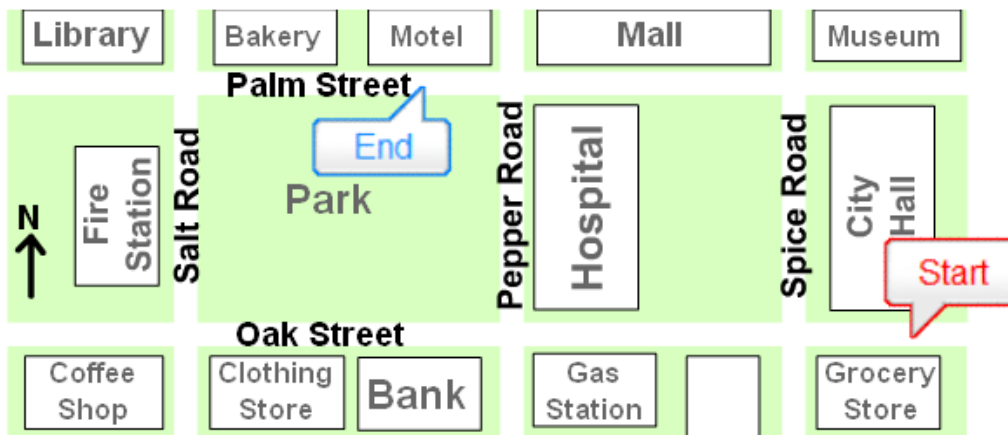
12. Where is the hospital?

- A. the north part of the map
- B. the south part of the map
- C. the east part of the map
- D. the west part of the map



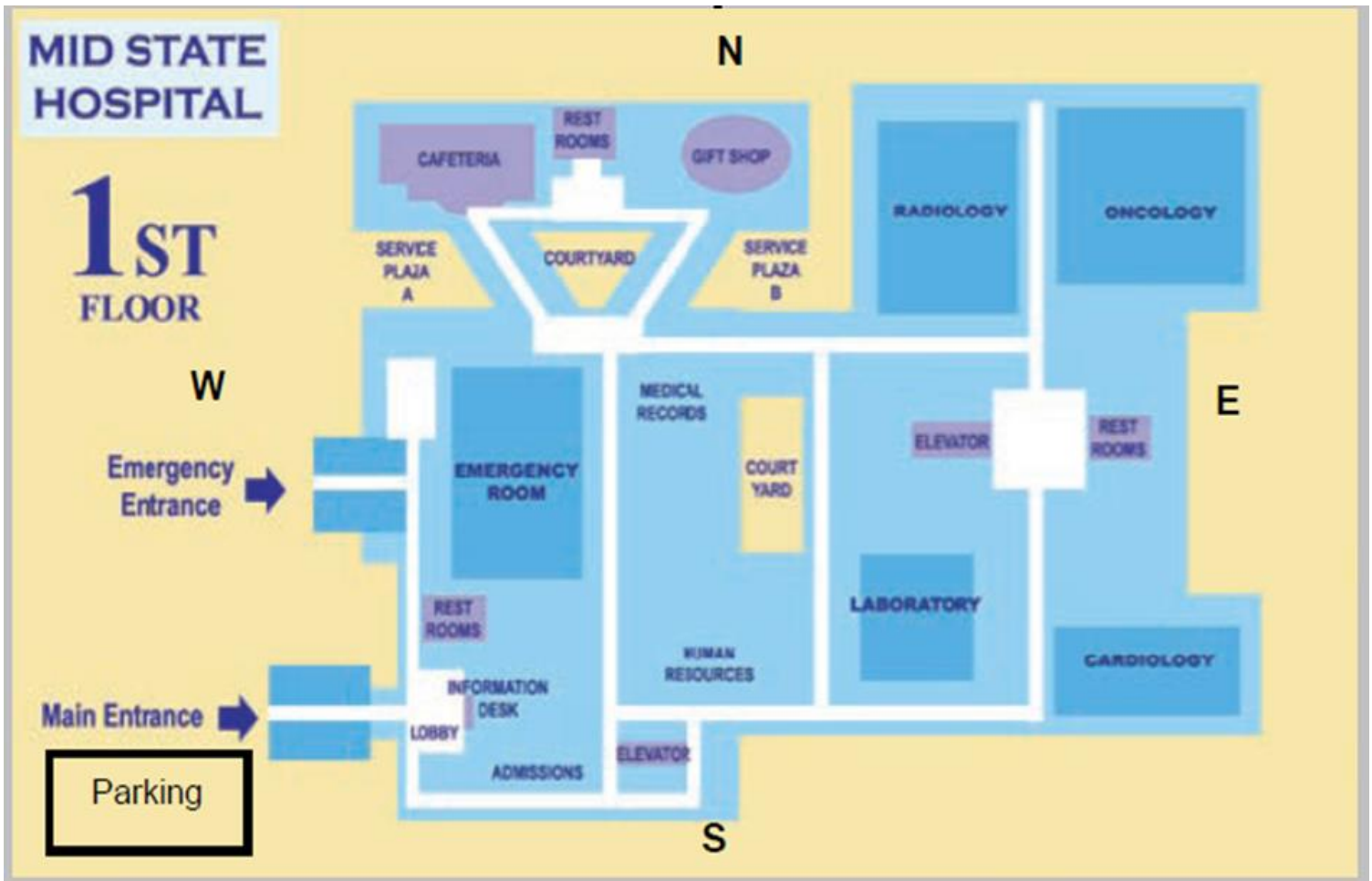
13. How do you get from the Gas Station to the Library?

- Right on Spice Rd, Right on Palm St for 1 block
- Left on Oak St, Left on Salt Rd for 1 block
- Left on Pepper Rd, Right on Salt Rd for 2 blocks
- Right on Pepper Rd, Left on Palm St for 2 blocks



14. Which directions are best to get from the Grocery Store to the Motel?

- North on Salt Rd, West on Palm St, South on Pepper Rd.
- South on Spice Rd, East on Oak St, West on Palm St.
- West on Oak St, North on Pepper Rd, West on Palm St.
- East on Oak St, West on Spice Rd, North on Salt Rd.



15. Mark is at the hospital and looking for the **emergency room**.

- A. It's on the north side of the hospital.
- B. It's on the west side of the hospital.
- C. It's on the east side of the hospital.
- D. It's on the south side of the hospital.

16. Maria parks her car in the parking lot. She wants to go to the **information desk**. The best way to get there is to...

- A. go in the Emergency Entrance.
- B. go in the Main Entrance.
- C. take the elevator to the 2<sup>nd</sup> floor.
- D. walk to the north side of the hospital and ask for directions.

17. What's the name of this hospital? \_\_\_\_\_

18. The **cafeteria** is in the...

- A. north part of the hospital.
- B. northeast part of the hospital.
- C. northwest part of the hospital.
- D. southwest part of the hospital.

Map of History Park at Kelley Park



19. Kelly Park is located...

- A. south of Senter Rd. and north of Story Rd.
- B. north of Phelan Ave. and south of Story Rd.
- C. east of US 101 and north of 87.
- D. north of S. 1<sup>st</sup> St. and west of Highway 880.

20. Which two highways go to San Francisco?

- A. 87 and 680
- B. 280 and 880
- C. 17 and 880
- D. 280 and 101

21. History Park is **closest** to the corner of...

- A. Story Rd. and Senter Rd.
- B. Tully Rd. and US 101
- C. Keyes St. and Senter Rd.
- D. Senter Rd. and Phelan Ave.